

Collection of food waste: why?

According to the *Proposed metropolitan waste management Plan 2015-2020*, the goal of Quebec's new Policy is to recycle **60% of all organic waste** using biological processes such as land farming, composting and biomethanation.

The organic waste recovery rate was 12% in 2012 in Greater Montreal. Some landfill sites will close starting in 2023. **Biomethanation** and **composting** will be the solution for the organic waste (30% of our trash).

Advice

CLEAN & ODOURLESS

- Put a bit of **baking soda** in the bins
- Clean the bins with water and **white vinegar** to avoid white grubs
- Do the **collection every week** even if the bin is not full
- Keep your kitchen bin or compostable bags in the fridge or the freezer during summer
- Put newspapers or egg cartons in the bottom of the bins

AVOID PESTS

- **Close the bins** to keep away pests
- If you have pest problems with your garbage bin, use the same techniques to keep pests away from your brown bin



Information

Collection and bin requests

Accès Montréal offices

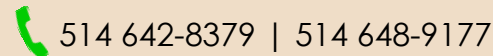


ville.montreal.qc.ca/rdp-pat

Practical tips and advice

Éco de la Pointe-aux-Prairies

9140 boul. Perras, Montréal, H1E 7E4



www.ecopap.ca

Office hours:

Monday	10 a.m. - 12 p.m.
Tuesday	1 p.m. - 5 p.m.
Wednesday	
Thursday	10 a.m. - 12 p.m. 1 p.m. - 7 p.m.




ÉCO^{RI}
quartier

COLLECTION OF FOOD WASTE IN RIVIÈRE-DES- PRAIRIES-POINTE-AUX- TREMBLES

PRACTICAL TIPS




Material



SMALL KITCHEN BIN 7.2L

- Easy to store and clean: leave it on your counter or in your fridge
- Use it to collect food waste during the day
- Empty it into the brown bin



46.5L BROWN BIN

- Use it to collect food waste from the small kitchen bin for the weekly collection
- Keep it in a **shady location**



COMPOSTABLE BAGS

Only compostable bags certified by the Bureau de normalisation du Québec will be accepted.

Look for the following logos:



These bags may be purchased in grocery stores, hardware stores, pharmacies and other retail stores.

The use of bags inside the bin is advised to facilitate maintenance but not mandatory.

What to put in your bin



RAW AND COOKED FOOD

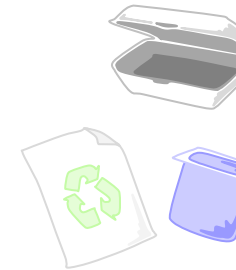


SOILED PAPER AND PAPERBOARD



- Fruits and vegetables
- Waste from tea, tisanes and coffee, including tea bags and paper filters
- Grain products: bread, cake, cereal, pasta, etc.
- Desserts and sweets
- Eggs and shells
- Seafood, fish with bones, shellfish
- Meat with bones and fat
- Hard dairy products: cheese, butter, yogourt
- Table waste and expired food items
- Paper towels, paper tablecloths, tissues and paper napkins
- Compostable dishes
- Soiled parts of food packaging from pizza boxes, muffin liners, etc.


What not to put in your bin



- Green waste: gardening waste, grass clippings, branches, etc.
- Plastic or oxobiodegradable bags
- Liquids: soup, milk, juice, coffee, etc.
- Diapers or sanitary napkins
- Dust
- Animal litter
- Hazardous household waste: paint, motor oil, etc.
- Styrofoam
- Recyclable materials

When and where to place your bin

After 9 p.m. the evening before and **before 7 a.m.** on the morning of the collection each week. Visit **Info-collectes** website and enter your postal code to know the day of collection.



<http://ville.montreal.qc.ca/info-collectes>



The brown bins must be closed and placed at the edge of the property or bordering the sidewalk in front of your home.